



## CORPORATE REPORT

To: CAO for the Regional and Corporate Services Committee

Date: 2020-07-14

From: Hafsa Salihue, Environmental Services Technician

File No: 9010-25-004

**Subject: 2019 Report Results – Climate Action Revenue Incentive Program**

---

### RECOMMENDATION

**THAT** the Fraser Valley Regional District Board receive the organization's Climate Action Revenue Incentive Public Report for 2019;

**AND THAT** the results of an upcoming Energy Management Assessment conducted in partnership with BC Hydro be presented to the Board for its consideration to fund special projects from carbon tax refunds to further reduce its greenhouse gas emissions.

### STRATEGIC AREA(S) OF FOCUS

Support Environmental Stewardship

Support Healthy & Sustainable Community

### PRIORITIES

Priority #2 Air & Water Quality

### BACKGROUND

The BC Climate Action Charter is a provincial initiative that was introduced in September 2007 to encourage local governments to reduce energy and emissions from their operations. Participating local governments, including the Fraser Valley Regional District (FVRD), have voluntarily committed to work towards carbon-neutral operations.

As a signatory to the Climate Action Charter, the FVRD is required to report annual results in a standardized greenhouse gas (GHG) emissions inventory and carbon-neutral progress survey as part of the Climate Action Revenue Incentive Program (CARIP). Local governments that complete the report are eligible to receive a refund of their carbon tax paid on direct fuel purchases. These results were submitted to the Province in May 2020 and are provided in the attached report.

### DISCUSSION

The FVRD has been taking continuous actions to meet its carbon neutral targets, but despite these efforts, up until 2018 GHG emissions kept trending upwards due to expansion of services. A decrease was observed in 2018 for the first time since 2012. Unfortunately, the downward trend did not continue through to 2019, which saw a slight (2%) increase over the previous year with a total balance of 653 tonnes of carbon dioxide equivalent (tCO<sub>2</sub>e). Figure 1 illustrates the yearly trends.

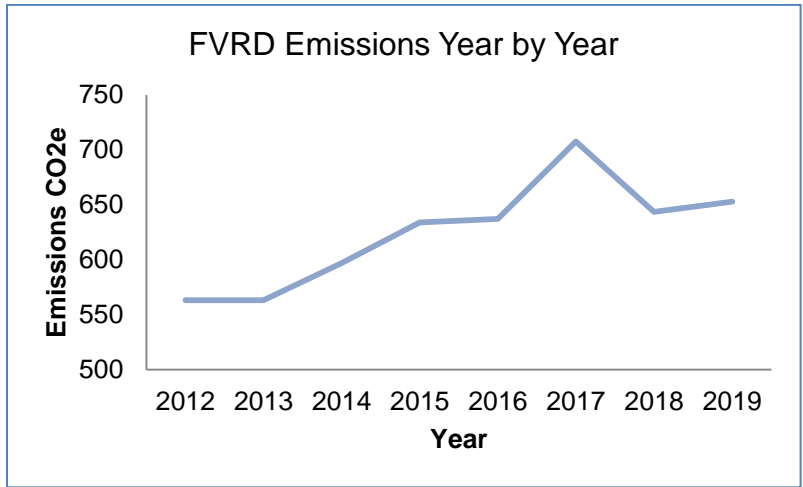


Figure 1: Yearly Corporate FVRD GHG Emissions

The slight increase in corporate GHG emissions in 2019 compared to 2018 appears to be attributed to extra diesel fuel needed for additional generators and emergency call volumes that occurred during the year. A yearly breakdown of corporate GHG emissions by fuel type can be seen in Figure 2.

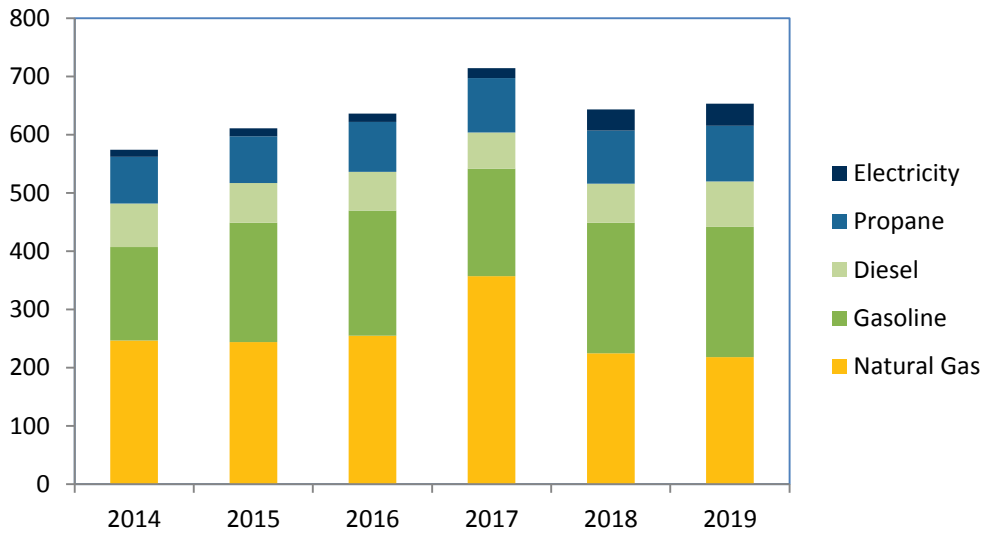


Figure 2: Yearly breakdown of FVRD corporate GHG emissions by fuel type

Figure 3 illustrates the approximate breakdown of the FVRD's emissions by source, not substantially changed over the past year except for a 2% decrease in natural gas usage compared to 2018.

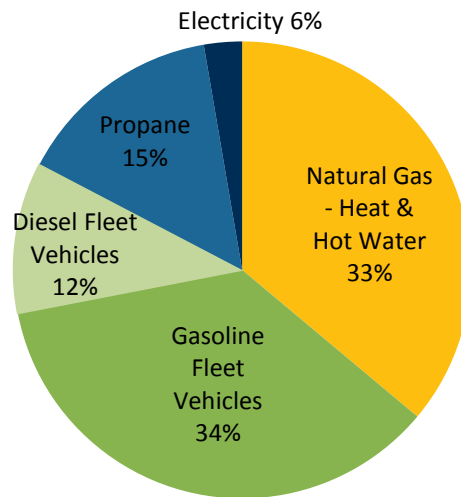


Figure 3: Breakdown of corporate GHG emissions in 2019

Results of the carbon-neutral progress survey demonstrate a wide variety of efforts undertaken in 2019 and proposed for 2020 to reduce GHG emissions within the region. Over 100 specific initiatives, coming from all departments, were documented as part of this process. Some highlights documented from the survey include:

- The ongoing success of the Fraser Valley Express (FVX) has become a benchmark for interregional service development. In 2019 the FVRD Board approved expansion of FVX to Lougheed SkyTrain station in Burnaby, with implementation delayed due to COVID-19.
- The FVRD's regional source separation bylaw came into effect in 2020, requiring all recycling and organics to be sorted out of residential and commercial waste streams.
- A Clean Economy study was conducted in 2019, which identifies and discusses clean economy sectors specific to the region and provides tangible strategies and recommendations to foster its growth.
- Due to upgraded equipment, the IT Department was able to reduce the number of physical servers from 14, utilizing 15,360 Watts, down to 6 servers operating at 8,065 Watts. This upgrade reduces electricity usage and also reduces the energy needed for cooling the system. Upgrades will be completed in 2020.
- The FVRD is working with BC Hydro to get 4 new High Voltage Utility Connected (HVUC) Level 2 EV charging stations installed at the head office both for charging electric fleet vehicles and for public use. Installation of the new chargers is currently underway.
- The FVRD is partnering with BC Hydro to conduct an Energy Management Assessment, which includes an on-site facilitated session with a BC Hydro Energy Advisor to evaluate energy efficiency of FVRD facilities.

## **COST**

The FVRD is eligible to receive back the amount paid in carbon tax each year from corporate operations. The amount of this carbon tax was \$23,228 for 2019, which has been set aside in surplus to cover further corporate GHG reduction initiatives as per direction from the Board.

Once the Energy Management Assessment is complete, staff will report back to the Board, identifying possible projects to consider, their associated costs, and a summary of existing carbon tax funding that has been set aside for such projects.

## **CONCLUSION**

The FVRD continues to work toward carbon-neutral operations. The total amount of corporate emissions listed in this inventory represents a slight increase from 2018 inventory levels, due to more diesel fuel used in 2019 for generators and emergency call outs. The FVRD's continued energy efficiency upgrades and efforts are expected to make a positive impact on its carbon footprint in the coming years.

## **COMMENTS BY:**

**Stacey Barker, Director of Regional Services:**

Reviewed and supported.

**Kelly Lownsborough, Chief Financial Officer/ Director of Financial Services:**

Reviewed and supported.

**Jennifer Kinneman, Chief Administrative Officer:**

Reviewed and supported.